








# WET/Hyundai Pumps

Pump type	Feature	Model	Public Uses			Process and industrial uses							Power plant uses			Note					
			Water works	Sewage	Irrigation	Flood control	Crude oil	Process Fluids	Water injection	Pipe line	Loading booster	Water intake	Cooling water	Fire water	Descaling		Feedwater booster	Boiler feed, Feedwater	Condensating	Water circulating	Marine uses
Axial or mixed flow, Horizontal		HK																			
		HA																			
Vertical		VK																			
		VA																			
		VKD, VKB																			
Mixed flow volute		VC																			
		SZ																			
Double suction, Horizontal		HD																			
		CHD, BHD																			
		HDR																			
		IPPT																			
Vertical		VDD																			
		CVD, BVD																			
Multistage, Single case		VMHC																			
		VMHPC																			
		MSB																			
Double case		MD																			
		MDG																			

